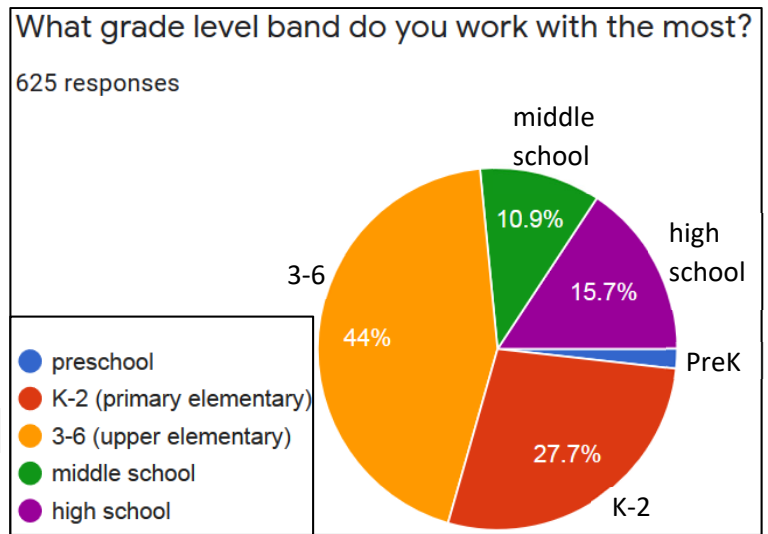
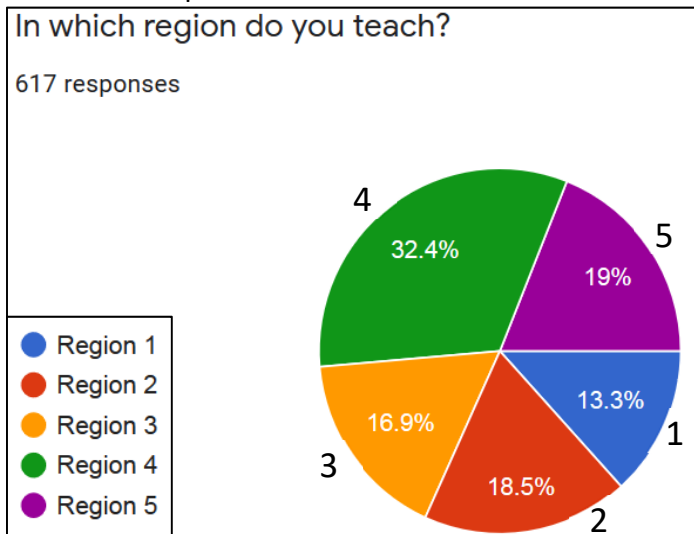


FCFT Planning Time Survey Results

FCFT conducted a survey on teacher planning time from December 27th, 2019-January 17th, 2020. 625 teachers from across the county participated in the survey including 459 elementary teachers and 166 secondary teachers. This data includes 200 responses from Region 4, 117 responses from Region 5, 114 responses from Region 2, 104 responses from Region 3, and 82 responses from Region 1. Some of the major findings of the survey are as follows:

- Only 5.1% of elementary teachers and 12.1% of secondary teachers report that they can consistently complete the required duties of their job within the current amount of planning time built into their schedule.
- Elementary teachers report working an average of 11.4 hours per week outside of their 7.5 hour work day, while secondary teachers report working an average of 10.2 hours per week outside of their 7.5 hour work day.
- Elementary teachers report that the most common activities they complete outside of their contracted work hours are gathering and creating instructional materials and planning. Secondary teachers report grading as the most common activity completed outside of work hours, followed by gathering and creating instructional materials and planning.
- Only 22.5% of elementary teachers and 57.4% of secondary teachers report that their school adheres to regulation 4422.10 which outlines district guidelines for teacher-directed planning time.
- The average number of CLTs attended by elementary teachers is 1.9 and the average number for secondary teachers is 1.5. 72% of elementary teachers and 50% of secondary teachers report attending 2 or more CLTs per week.
- 30% of all teacher responding to the survey report that they lose their designated teacher-directed planning time due to situations outside of their control at least once per week or more. 76.3% report losing their designated teacher-directed planning time at least once per month or more. The most commonly cited reasons for losing planning time include non-CLT meetings (often IEP, 504, or LSC meetings), dealing with student behavior, and covering for colleagues' classes due to the sub shortage.
- Elementary teachers report teaching an average of 4.1 subjects per day. Secondary teachers report having an average of 2.4 preps.
- Elementary teachers report that they are expected to participate in activities at their school outside of their 7.5 hour teacher work day for an average of 2 hours per month. For secondary teacher, it is 4.9 hours per month.



Summary of Data

	Elementary	Secondary	Total
Number of Responses	459	166	625
Teachers reporting that they can consistently complete the required duties of their job in the amount of planning time currently included in their schedule	23/454, 5.1%	20/165, 12.1%	43/619, 6.9%*
Average number of hours worked outside of the designated 7.5 hour workday each week	11.4 hrs/week	10.2 hrs/week	
Average monthly hours of expected participation in activities outside of contract hours	2	4.9	
Average number of subjects taught/day (Elementary) or preps (Secondary)	4.1	2.4	
Average hours of teacher-directed planning time/week		3.6	
Teachers reporting that their school adheres to regulation 4422.10	102/453, 22.5%	93/162, 57.4%	195/615, 31.7%
Average number of CLTs/week	1.9	1.5	
Teachers reporting attending 2 or more CLTs per week	331/459, 72%	83/166, 50%	414/625, 66.2%
Teacher reporting that they lose their designated teacher-directed planning time at least once per week or more	126/457, 27.6%	60/164, 36.6%	186/621, 30%**
Teacher reporting that they lose their designated teacher-directed planning time at least once per month or more	336/457, 74%	138/164, 84%	474/621, 76.3%**

*12% of teachers reporting that they can complete their required duties in their current amount of planning time report working as specialists.

**See most common reasons that teacher report losing their designated teacher-directed planning time in the chart below.

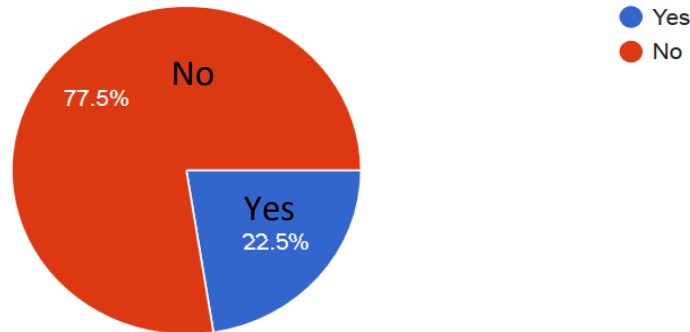
Reasons Teacher Report They are Frequently Losing Their Designated Teacher-Directed Planning Time		
	Elementary	Secondary
IEP/504 and other non-CLT Meetings	185/459, 40%	95/166, 57%
Covering a Class/Sub Shortage	22/459, 5%*	40/166, 24%
Student Behavior (handling an issue, paperwork, following up with administrators and families)	107/459, 23%	17/166, 10%
Duties (lunch duty, hall sweep, etc.)	0/459, 0%	10/166, 6%
Testing/Proctoring	4/459, 1%	11/166, 7%
Required Professional Development	9/459, 2%	3/166, 2%
Weather/Delays/Early Release/Holidays	40/459, 9%	2/166, 1%
Assemblies/Special Events	41/459, 9%	0/166, 0%
*Note: Covering a class due to the sub shortage impacts IAs in elementary significantly more than classroom teachers. This survey only includes data from teachers, but the sub shortage is causing staff members in both elementary and secondary schools to regularly be pulled from their assigned responsibilities.		

Elementary Results

FCPS regulation states that elementary teachers are to receive at least 240 minutes of teacher-directed planning time each week. This time does not include CLTs or other required meetings. See the full text of the regulation under the heading of this section for more details. In your opinion, does your school adhere to this regulation?

453 responses

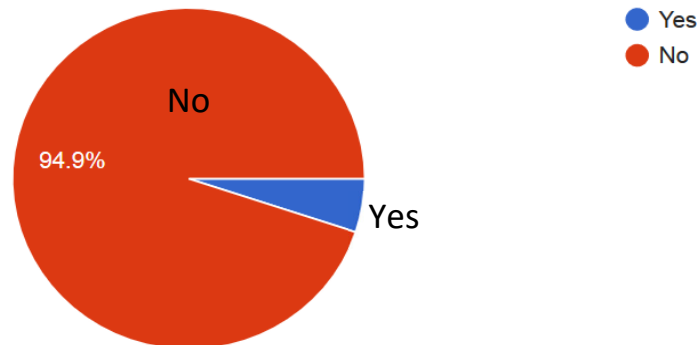
Elementary



Can you consistently complete the required duties of your job within the current amount of planning time built into your schedule?

454 responses

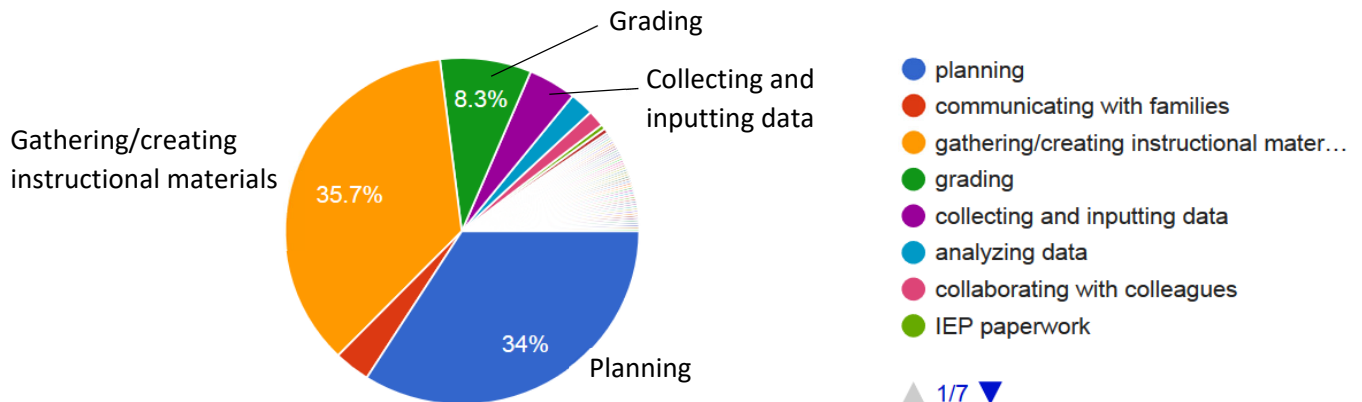
Elementary



Of the time you spend working outside of contract hours, what task do you find takes the majority of your time?

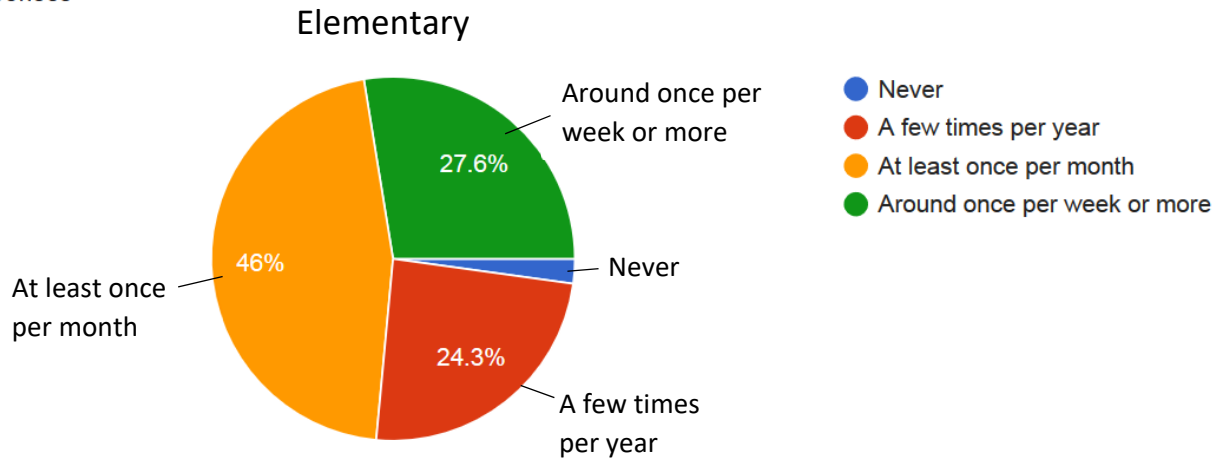
456 responses

Elementary



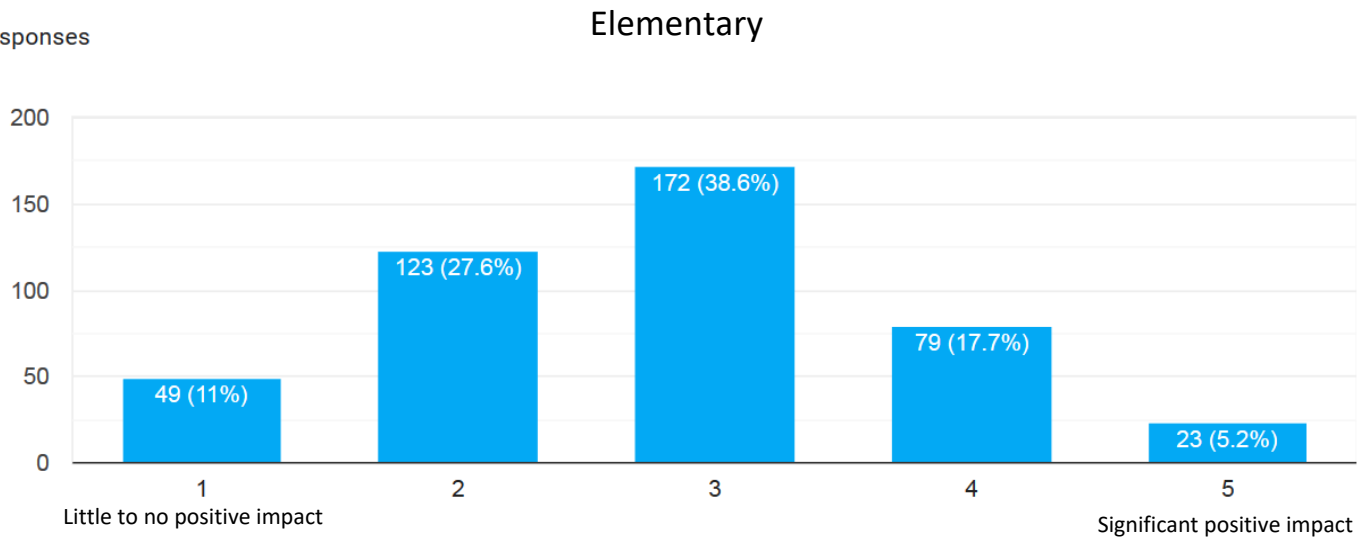
How frequently do you lose your designated teacher-directed planning time due to situations outside your control? This might include non-CLT meetings, assemblies, 2-hour delays, covering another teacher's class, dealing with a student discipline incident, etc.

457 responses



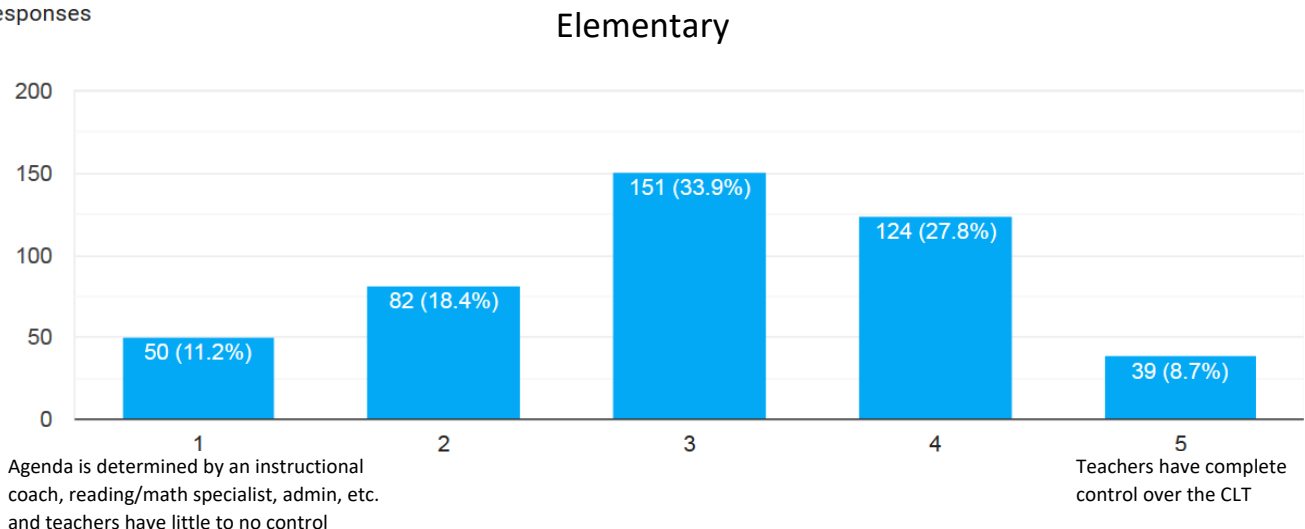
To what degree do the activities your team completes in CLTs positively impact classroom instruction and student learning?

446 responses



How much control do teachers have on the agenda of your CLT meetings?

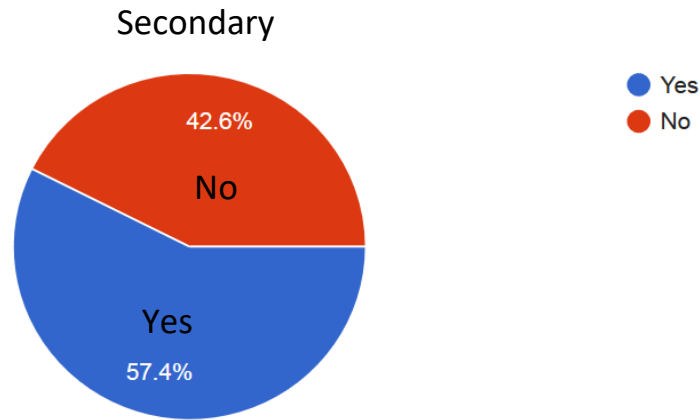
446 responses



Secondary Results

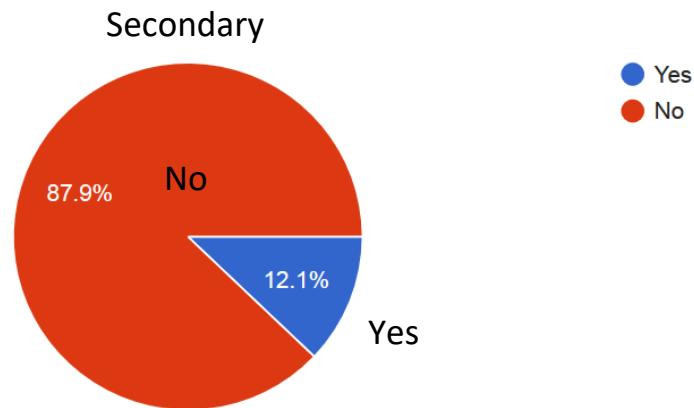
The FCPS regulation for teacher-directed planning time in secondary schools is listed under the heading of this section. In your opinion, does your school adhere to this regulation?

162 responses



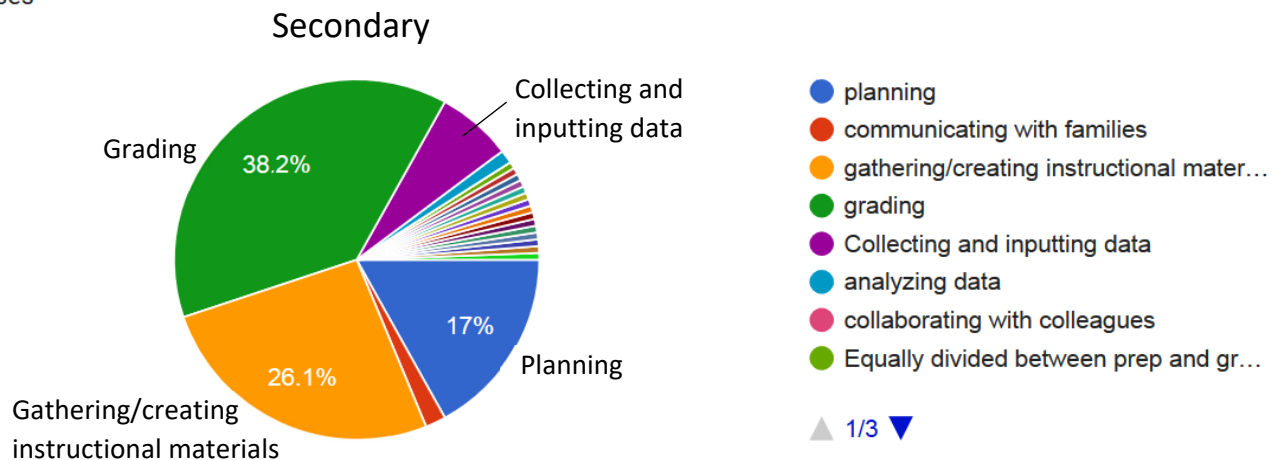
Can you consistently complete the required duties of your job within the current amount of planning time built into your schedule?

165 responses



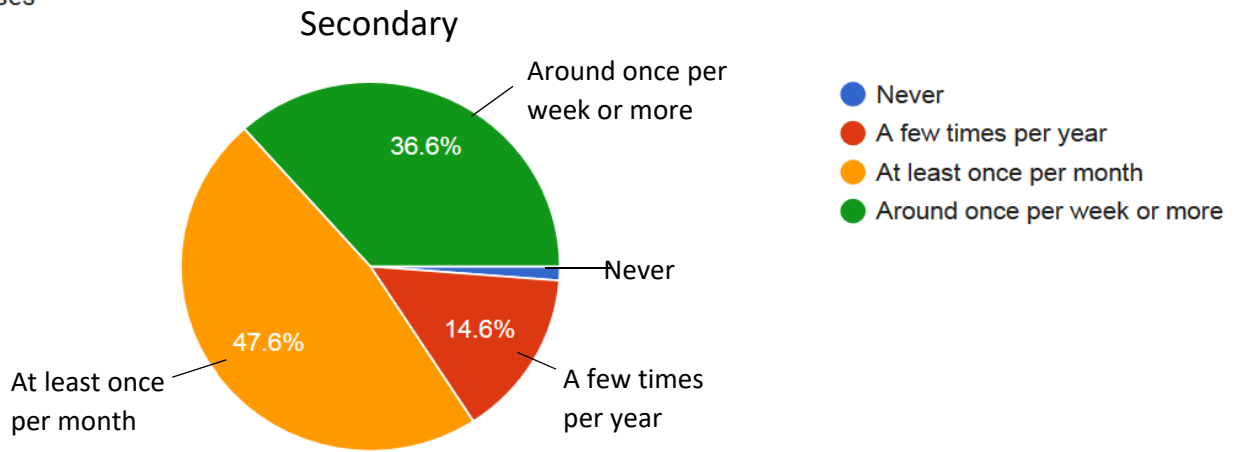
Of the time you spend working outside of contract hours, what task do you find takes the majority of your time?

165 responses



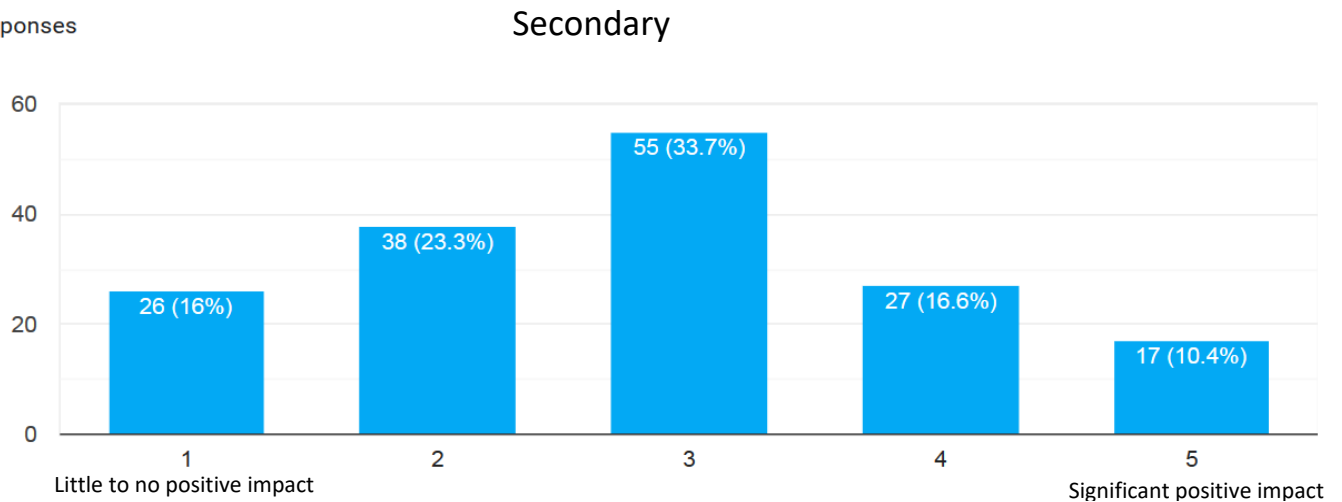
How frequently do you lose your designated teacher-directed planning time due to situations outside your control? This might include non-CLT meetings, assemblies, 2-hour delays, covering another teacher's class, dealing with a student discipline incident, etc.

164 responses



To what degree do the activities your team completes in CLTs positively impact classroom instruction and student learning?

163 responses



How much control do teachers have on the agenda of your CLT meetings?

162 responses

